



# Dane County Department of Human Services 2017 Performance Scorecard – CYF (Children, Youth, and Families Division)

8.8.2018










Goal met or exceeded.





Work in progress.

**DCDHS Mission:** To provide effective services that support well-being, independence, diversity, and community safety.

Measure	Indicator	Goal	2016 Status	2017 Status	2017 At a Glance
<b>Safety</b>					
Children in Dane County are safe from abuse and neglect.	Number of child fatalities in Dane County due to child abuse and/or neglect. <sup>1</sup>	0	2	1	
Children served by DCDHS are safe from further abuse and neglect.	Percent of children experiencing a second substantiated maltreatment within 6 months of a substantiated maltreatment. <sup>2</sup>	5.4% or less	3.41%	6.41%	
<b>Well-Being</b>					
Children have permanence and stability in their living situations.	Percent of children in foster care with 2 or fewer placements throughout the length of their 0-12 month placement. <sup>3</sup>	86.7% or higher	78.55%	77.95%	
Children, formerly in out-of-home care, are safely maintained in their own homes whenever possible.	Percent of children who were discharged from out-of-home care with a reason of reunification or living with relative who re-entered out-of-home care within 12 months of discharge. <sup>4</sup>	8.3% or less	32.94% (Youth discharged in 2015)	36.33% (Youth discharged in 2016)	
Children under DCDHS supervision are placed in the least restrictive setting possible.	Percent of children in open out-of-home placements served in family homes as of the end of the reporting period. <sup>5</sup>	30% or more	27.36%	28.3%	

Measure	Indicator	Goal	2016 Status	2017 Status	2017 At a Glance
Children under DCDHS supervision are placed in the least restrictive setting possible.	Percent of children in open out-of-home non-family placements at the end of the reporting period.	70% or less	72.6%	71.7%	
	Rate per 1,000 youth in Dane County age 12-17 who were remanded to corrections. <sup>6</sup>	0.33 or less	0.4	0.2	
Children participating in the Early Childhood Initiative (ECI) Program achieve age-appropriate social-emotional and developmental outcomes.	Percent of focal children referred for mental health or developmental services due to screenings that indicate such a need. <sup>7</sup>	Developmental Services (100%)	100%	96.6%	
		MH Services (100%)	80.0%	92.3%	
Children participating in the Early Childhood Initiative (ECI) program live in families that are self-sufficient with incomes from sustainable employment.	EE participants remain successfully employed for at least 90 days. <sup>8</sup>	30%	82.0%	78.4%	
Middle school students (grades 6-8) participating in the AmeriCorps Partners for After School Success (PASS) Extended Learning Program (ELP) attend school at a rate equal to or greater than a similar cohort who did not participate in PASS ELP.	Attendance rate of students participating in the AmeriCorps Partners for After School Success (PASS) Extended Learning Program (ELP) compared with a similar cohort that did not participate in PASS ELP. <sup>9</sup>	PASS Attendance Rate	95.2% (2015-2016)	93.6% (2016-2017)	
		Cohort Attendance Rate	94.5% (2015-2016)	93.6% (2016-2017)	
<b>Community Safety</b>					
Juveniles with a law enforcement referral do not have a new referral.	Percent of juveniles with a law enforcement referral in the year who do not have another referral within 6 months of their first referral. <sup>10</sup>	75% or more	70% (2015)	64% (2016)	

Measure	Indicator	Goal	2016 Status	2017 Status	2017 At a Glance
	Percent of juveniles with a law enforcement referral in the year who do not have another referral within 12 months of their first referral.	65% or more	59.8% (2015)	54.4% (2016)	
<b>Diversity</b>					
Foster home options for children placed out of home more closely reflect the demographics of children placed.	Percent of foster care homes with a “parent” who is a person of color. <sup>11</sup>	30%	29% (62 homes)	25.7% (59 homes)	

<sup>1</sup> Wisconsin Department of Children and Families, e-WiSACWIS Report, SMO6A109 – IA – Report – Complete – Dane using the Complete\_Victim\_Dtl worksheet. Requested as on-demand report on 8.14.2017 and 8.3.2018. Based on fatalities in which the report of child abuse or neglect was substantiated.

<sup>2</sup> Wisconsin Department of Children and Families, e-WiSACWIS Report, SMO6A111 – Recurrence of Maltreatment Report – Dane.xls. Requested as on-demand report on 8.14.2017 and 8.3.2018. Federal measure decreased to 5.4% from 6.1% as of Sept. 2016 as part of CFSR 2.

<sup>3</sup> Wisconsin Department of Children and Family Services, e-WiSACWIS Report, SM10A116 – Placement Stability – Dane.xls. Requested as on-demand report on 8.14.2017 and 8.3.2018. This Federal measure counts receiving homes used for emergency placements, such as when a child is removed through the night and placed in a temporary foster home, as a placement.

<sup>4</sup> Wisconsin Department of Children and Family Services, e-WiSACWIS Report, SM10A115 – Re-entry into OHC Report – Dane.xls. Requested as on-demand report on 8.14.2017 and 8.3.2018. This is a Federal measure. The national standard was reduced to 8.3% in the CFSR (Child and Family Service Reviews) Round 3. For 2017, the Statewide rate was 22.25%.

<sup>5</sup> Wisconsin Department of Children and Family Services, e-WiSACWIS Report, SM10A112 – Placement Activity and Detail Complete – Dane.xls. Requested as archived report for period of 12/1/2017 – 12/31/2017 on 8.3.2018. As of 12.31.2017, 311 children were in an open out-of-home placement. Of those 30, were in a licensed relative foster home placement, 25 with an unlicensed relative, and another 33 were placed in kinship care. In terms of non-family placements, 178 were in a non-relative foster care placement, 18 in an RCC, 4 in Shelter, 5 in Detention, 2 in a group home, 1 in adult corrections, 2 in the hospital, 8 in trial reunification, 2 in supervised independent living, and 3 were missing from care.

<sup>6</sup> Ariel Barak, Dane County Department of Human Services. Goal is based on the three year average for 2015-2017 with rates of 0.4 (2015), 0.4 (2016) and 0.2 (2017) for an average of 0.33. For the 2016 report, the goal was 0.47 based on the three year average for 2014 – 2016 with rates of 0.6 (2014), 0.4 (2015), and 0.4 (2016). For both 2015 and 2016, 14 youth were remanded to corrections. Commitments were cut in half in 2017 from 14 to 7.

<sup>7</sup> Dane County Department of Human Services, *All Surveys in Data Range, Sorted by Objective, 1/1/2017 – 12/31/2017*, run from the ECI database on 5 February 2018 for 2017 data and March 10, 2017 for 2016 data. This

---

tracks objective 39 – ECI refers children for infant mental health services (with parental support) and objective 44 – ECI refers focal child for additional developmental services (with parental support.) In 2016, 4 out of 5 who needed infant mental health services were referred; 26 of 26 youth who needed a referral for child development services received one. In 2017, 12 of 13 youth who needed mental health services were referred; 28 of 29 youth who needed a referral for additional developmental services received one.

<sup>8</sup> Dane County Department of Human Services, *All Surveys in Data Range, Sorted by Objective, 1/1/2017 – 12/31/2017*, run from the ECI database on 5 February 2018 for 2017 data and March 10, 2017 for 2016 data. This tracks objective 66 – EE participants remain successfully employed for at least 90 days.

<sup>9</sup> Annalee Good and Grant Sim, *Partners for Afterschool Success (PASS) AmeriCorps Program Evaluation – Final Report* (Wisconsin Evaluation Collaborative, Wisconsin Center for Education Research, 2016), p. 24 and tables for 2016-2017 provided by Connie Bettin, Dane County Department of Human Services. These data sets only examine the program in relation to the Madison Metropolitan School District (MMSD) and to a matched comparison group.

The Partners for After School Success (PASS) AmeriCorps program provides three core activities to 6-12 grade school students including in-school literacy tutoring services; extended learning programs to build social-emotional skills; and opportunities for youth to engage in volunteer activities. PASS is a multisite AmeriCorps program run by Dane County Human Services in partnership with 13 community-based agencies.

<sup>10</sup>Dane County Department of Human Services, Delinquency Database, information analyzed by Ariel Barak. Recidivism is defined as a new referral from a law enforcement agency on a distinct day .

6 Month Recidivism – For youth referred in 2015, 140 of the 467 youth (29.98%) had another referral within 6 months of their first referral. For youth referred in 2016, 151 of 420 youth (36%) had another referral within 6 months. This indicator is then stated based on the number of youth without a referral.

12 Month Recidivism – For youth referred in 2015, 158 of the 393 youth (40.20%) had another referral within 12 months of their first referral of 2015. For youth referred in 2016, 155 of 340 youth (45.6%) had another referral within 12 months. This indicator is then stated based on the number of youth without a referral.

Multiple referrals with the same Law Enforcement Referral date as the earliest referral were not treated as referrals that triggered recidivism. For example, if the only 2015 referrals for a juvenile both had a Law Enforcement Referral Date of 2/15/2015 and there were no other referrals, this would not count as a youth who recidivated for the 6 month or the 12 month measure.

<sup>11</sup> CYF Work Plan Progress for the prior year as reported to HHNC on June 14, 2018 and May 10, 2017. Sarah Lawton, Sub Care Supervisor, Dane County Department of Human Services, “RE: Number of Foster Homes,” message to Lori Basteau, 7 August 2018, E-mail. There were 230 licensed homes at the end of 2017, 35 of which, were relative licensed homes.