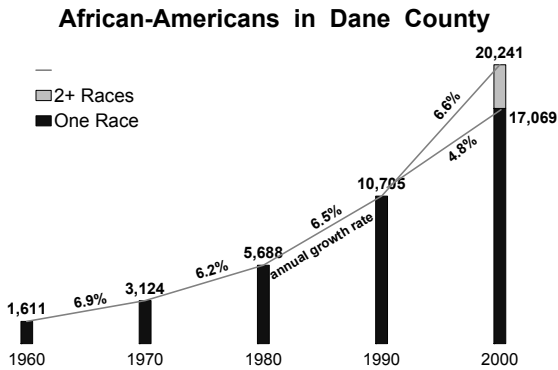


African-Americans in Dane County

by Neil J. Gleason, Dane County Department of Human Services, 2003

In the 2000 Census, 20,241 people reported African ancestry. Between 1990 and 2000, the African-American population grew at a rate of 5-6% annually, for a total of about 75%.



Source: U.S. Census Bureau

(Note that, beginning with the 2000 Census, respondents were given the option to identify 2 or more races. This produced an apparent increase in the number of African-Americans and other ethnic minorities.)

Dane County's African-American population was formed largely by in-migration during the past 30 years. Opportunities that attracted African-American settlement were quite different, resulting in two distinct periods of in-migration that drew two socially distinct groups of in-migrants.

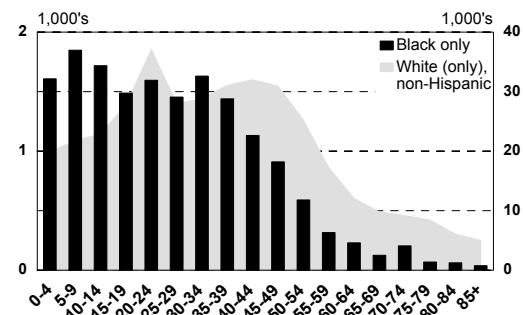
Prior to 1970, African-Americans comprised barely 1% of Dane County's population (.7% in 1960 and 1.1% in 1970). Beginning in the early-1970's, educational and employment opportunities began to open, and the pace of African-American settlement in Madison increased. Attendance at UW-Madison and subsequent settlement has long operated to bring new, well-educated residents to Dane County. African-Americans began to join this population flow in the early 1970's. Simultaneously, the county's largest employer, state government, sought to diversify its workforce and began to hire well-educated African-Americans for professional jobs.

Beginning in the mid-1980's and continuing into the 1990's, a new source of in-migration brought poor African-American families from northern Illinois and Indiana. These families were often single female-headed with minor children. In many cases, young parents were "pushed" out of dangerous, dead-end urban neighborhoods and fled to Madison in search of better housing, employment, and educational opportunity for their young children.

Demographics

These two migratory periods of the past 30 years have combined to produce several distinctive demographic features of Dane County's African-American population, which are apparent in the graph below:

Dane County 2000 Census
Age Distribution of Black and White residents



Note: graph is scaled at a Black-White ratio of 1:20.

- relatively larger numbers of children compared to young and middle-aged adults. In 2000, minors comprised 41% of the African-American population compared to only 23% of the total population.
- youthfulness among adults: more young adults (18-34) than baby-boomers (35-54) and very few elders.

African Americans' relative youthfulness compared to the general Dane County population is striking. African-Americans comprise 8% of Dane County's children, but only 4% of young adults, 3% of middle-aged adults and barely 1% of its elders.

Poverty

The ratio of African-American children to young adults (age 22-44) greatly exceeds that of the white (non-Hispanic) population: 90 children per 100 young adults versus 56 per 100. This higher incidence of family responsibility, combined with lower levels of education and income, produces dramatic differences in economic well-being.

In 2000, black children in Dane County were 12 times more likely to be poor than white children (36% vs. 3%).

Incidence of Poverty for Related Children by Household Head

Household Head	Black-only	White-only (non-Hisp)
Total	36%	3%
Married	15%	1%
single male	31%	9%
single female	49%	15%

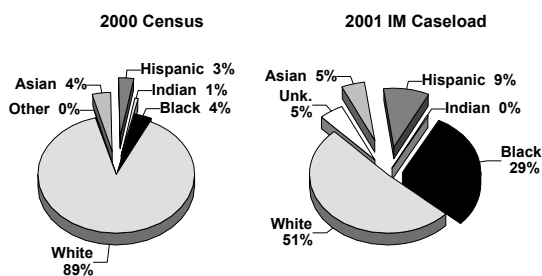
Source: 2000 U.S. Census summary file 3

The high level of poverty among black children is the combined product of a higher likelihood of living in a single-parent household and lower income regardless of household type.

In 2000, approximately one-half of African American families with minor children qualified for some form of public assistance (cash, medical assistance or food stamps), compared to only 6% of white families.

Although black adults comprise only 4% of the population (and children only 8%), fully 29% of families receiving public assistance were African-American headed in 2001.

Dane County Adults by Race & Ethnicity

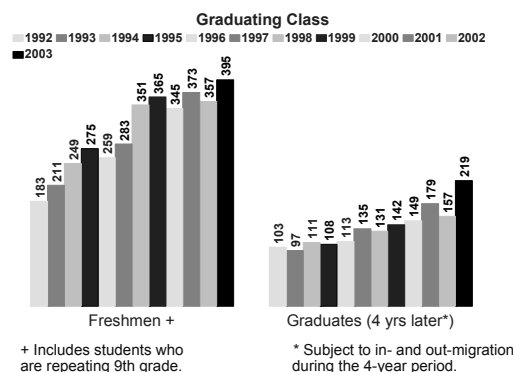


IM Cases include receipt of W-2, Medical Asst and Food Stamps

Education

The high level of poverty faced by African-American families is tied to persistently poor educational outcomes. Raw enrollment data illustrate the dramatic growth in African-American high school freshmen during the period 1988-1999, compared to the relatively modest increase in graduates four years later (1992-2003).

African-American MMSD High School Enrollment

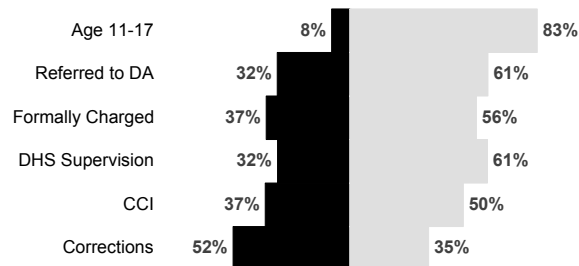


Data published by the Madison School District indicate that only 54% of African American high school students graduate, compared to 83% overall.

Juvenile Delinquency

Reflecting these poor educational outcomes, African-American adolescents are dramatically over-represented in the juvenile justice system. In 2000, black youth comprised only 8% of the population, but were referred for juvenile delinquency at four times that rate (32%) and further over-represented in CCI's and Youth Corrections.

Dane County Juveniles, 2000 African-Americans and Whites



Referrals, charges and supervision are unduplicated youth; CCI and Corrections are ADP.
Source: DCDHS administrative caseload data.