

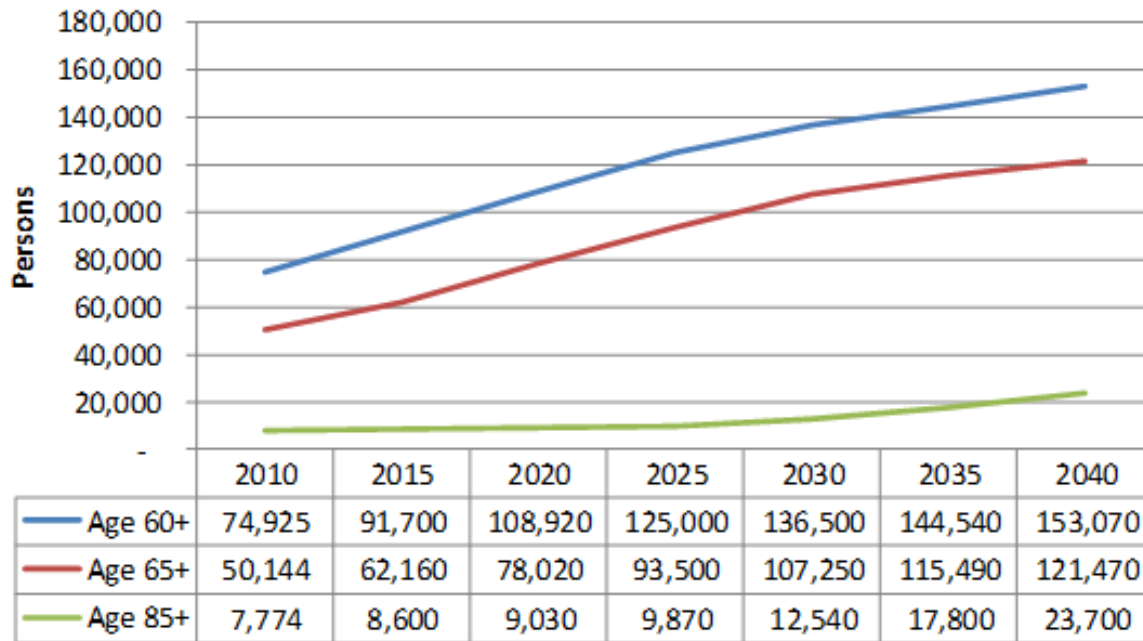


Changing Landscape of Services for Older Adults:

Promoting Independence



Dane County Population Projections for Persons Age 60 and Older by Age Group and Year



2019 Dane Pop. 60+	Age 60-74	Age 75-84	Age 85+	Age 65 + Living Alone	FoodShare Participant Age 60+	Minorities Age 60+
91,055	65,457	16,862	8,736	18,162	3,976	4,082

Source: 2012-2016 ACS Interpolation Method, prepared by Ariel Barak (DCDHS), 2018



Demographics

Mission



- Advocate & maintain full potential
- Affirm dignity & value of older adults
- Create & promote communications



Area Agency on Aging



DANE COUNTY
Department of Human Services

- Vast network of aging services & resources
- Community-based
- Interdependent public or private partnerships

Aging & Disability Resource Center (ADRC):
Short-term I & A

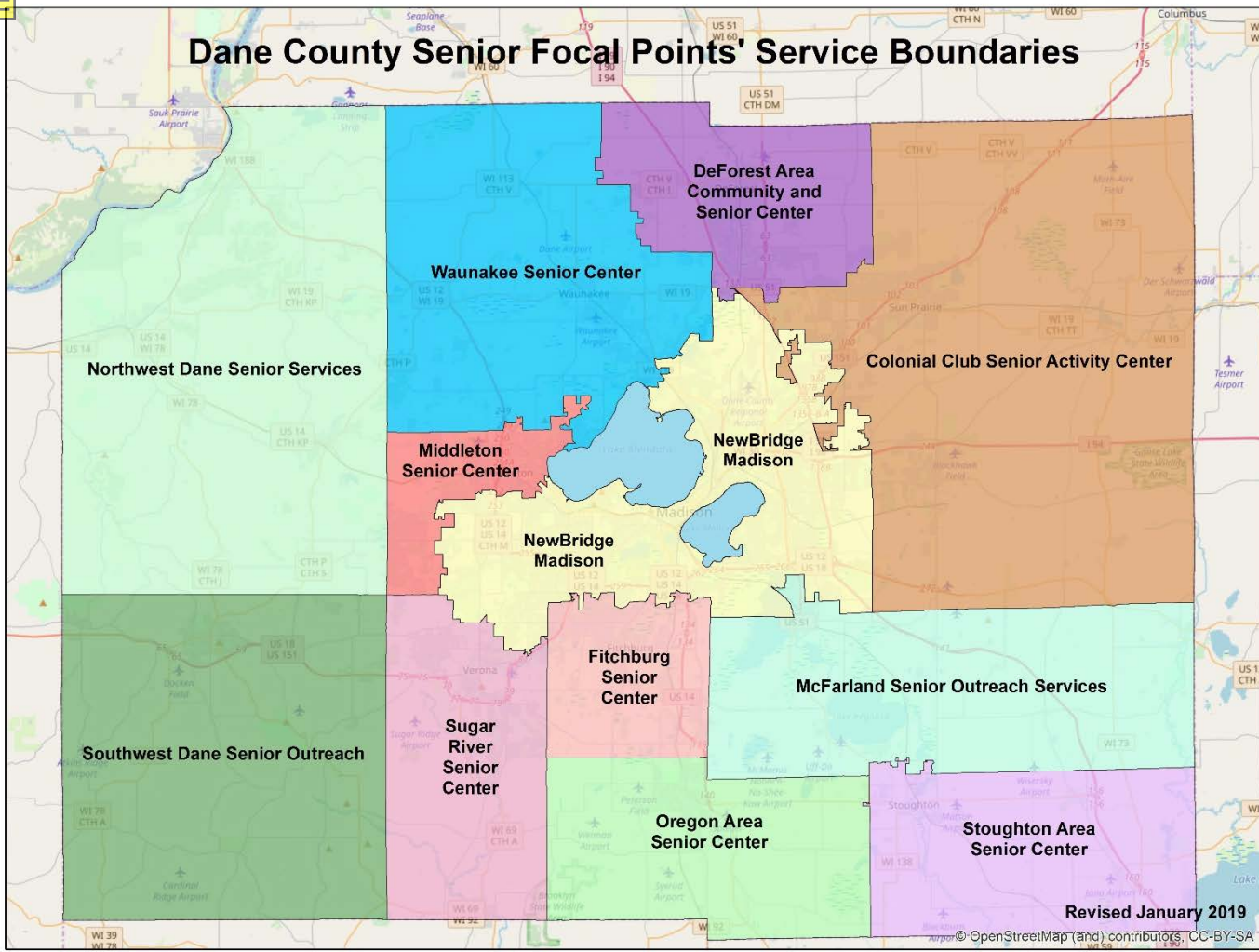


AAA: long-term case management



County Aging Network

Dane County Senior Focal Points' Service Boundaries



Focal Points play an important role in healthy aging. Per the National Council on Aging, *“Research shows older adults who participate in senior center programs can learn to manage and delay the onset of chronic disease and experience measurable improvements in their physical, social, spiritual, emotional, mental, and economic well-being.”*

AREA AGENCY
ON AGING



DANE COUNTY

Senior Focal Points



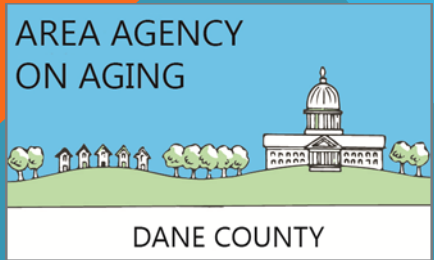
“Today’s senior centers are reinventing themselves to meet the needs and desires of the aging baby boomer generation. Boomers now constitute more than two-thirds of the 50+ population. Senior centers are developing new programs and opportunities for this dynamic generation of older adults.” (NCOA)



What do they offer?



- Case Management
- Caregiver
- Cultural Diversity
- Senior Nutrition
- Volunteers



AAA Funded Programs & Services



- Assess needs & develop service plans
- Professional & confidential assistance
- Culturally & linguistically appropriate
- Spanish-speaking



Case Management

County Funding

Year	%	Total
2013	41%	\$727,993
2014	40%	\$728,493
2015	45%	\$745,610
2016	40%	\$774,654
2017	39%	\$809,701
2018	39%	\$857,514
2019	39%	\$967,327

* Bilingual CM \$20,000/year

Results

Year	Clients	Service Hours
2013	2,243	20,053
2014	2,325	20,081
2015	2,695	19,666
2016	2,927	22,631
2017	3,412	24,085
2018	3,163	24,824

* Bilingual CM averaged 55 clients & 869 service hours/year (2014-2018)



Case Management: Data



Provides help to unpaid or family caregivers

- Older adults age 60+
- Any age with dementia diagnosis
- Grandchildren under age 18
- Disabled adult age 19-59

Grants

- Respite Care
- Supplemental Services



Caregiver Program



	2014	2015	2016	2017	2018
Grants Awarded	150	159	156	121	103
Grants Totalled	\$58,505	\$46,336	\$44,221	\$52,102	\$89,278
Avg/Grant	\$390	\$291	\$283	\$430	\$867



- 578,000... 538,000,000... \$7,000,000,000
- 55%
- 69%
- 10,000,000... \$3,000,000,000
- 8%... \$13,400,000,000



Caregiver Program: Data

- Dane County African American & Latinx older adults (age 55+)
- Reduces isolation among African American & Latinx older adults
- Identifies barriers & assists in removing obstacles
- Centers around socialization & building community
- Limited transportation



Cultural Diversity Program



- Free advocacy, legal advice and/or representation
- Face benefit, housing & other disputes or denials
- Complications, changes in benefits, insurance claims not paid...
- Economic or socially isolating effect
- Prioritize legal case work--client need & available resources



Elder Benefit Specialist Program



	2014	2015	2016	2017	2018
Cases Opened	250	364			468
Clients	193	155	122	118	154
Legal Service Hours		2,902	2,235	2,162	2,308



Elder Benefit Specialist Program: Data

AAA contracts with Safe Communities to provide the evidence-based prevention program *Stepping On*, designed to build confidence and reduce falls while managing health conditions. Past five year attendees:

2014	2015	2016	2017	2018
132	113	122	158	158



Health Promotion



- Support, education & resources
- Conducted in Spanish
- Monthly, eves @ Fitchburg Senior Center
- Limited transportation
- GORP

¡QUÉ Pasa!

AREA AGENCY
ON AGING



DANE COUNTY

Latinx Grandparents Raising Their Grandchildren Support Group

Congregate Meals

- 28 locations
- Donation basis
- Focal Points, Community Centers, restaurants & churches
- 1/3 of dietary requirements

HDMs

- Delivered to homebound
- Monday-Friday
- Safety check

AAA contracts with Focal Points for site-management only. Food is contracted with licensed caterers.



Senior Nutrition



Fink's Restaurant



Cranberry Creek Cafe



Ziggy's BBQ



DeForest Family Restaurant



Festival Foods Grocery Store



Senior Nutrition: Restaurant Sites



	2014	2015	2016	2017	2018
Congregate Meal Participants	3,528	3,663	4,451	4,658	4,375
Congregate Meals Provided	84,319	86,375	101,110	104,140	103,855
Home-Delivered Meal Participants	1,200	1,169	1,329	1,393	1,334
Home-Delivered Meals Provided	127,659	123,288	122,277	144,137	139,394*



Senior Nutrition: Data



Guardianship

- Serious health challenges
- No family members
- Recruit & train volunteers

Representative Payee

- Vulnerable older adults
- Manage social security benefits
- Pay monthly bills
- Recruit & train volunteers



Volunteer Guardianship & Rep Payee Program



Contracted with RSVP of Dane County, this program matches older adult volunteers (age 60+) with opportunities to serve throughout Dane County. The volunteer’s talents, interests, and schedules are considered to ensure a successful match.

	2014	2015	2016	2017	2018
Volunteers	1,087	1,404	1,471	1,300	1,467

DCDHS also contracts with RSVP to provide volunteer driver escorts—a vital service for older adults who no longer drive.

	2014	2015	2016	2017	2018
Riders	1,051	1,148	1,144	1,100	1,109
Rides (1-way)	16,829	16,915	16,709	16,427	17,361



Volunteer Recruitment & Placement

There are three additional Senior Centers located in Dane County that are not contracted by the County—for various reasons.

Madison Senior Center

Owned & operated by City of Madison

Located in service area of NewBridge, which provides case management services and operates a congregate senior dining site

Monona Senior Center

Owned & operated by City of Monona

Located in service area of NewBridge, which provides case management services

Verona Senior Center

Owned & operated by City of Verona

Located in service area of Sugar River, which provides case management services

Also provides case management services and offers congregate & HDM meals but is not contracted by AAA for these programs



Other Dane County Senior Centers

Cheryl Batterman, MPA


Area Agency on Aging of Dane County Manager

2865 N Sherman Ave, Madison, WI 53704

(608) 262-9789

Batterman.Cheryl@countyofdane.com

<https://aaa.dcdhs.com>



Contact